

GMDN – User Guide for Healthcare Providers

CONTENTS

1. **Account Management** – How to manage your account users
2. **Search** – How to find device definitions by keyword(s)
3. **Explorer** – How to browse device definitions by group
4. **Enquiry** – What to do If you can't find a GMDN Term for your product
5. **Membership** – How to renew your GMDN membership
6. **Stay in touch** with the GMDN Agency

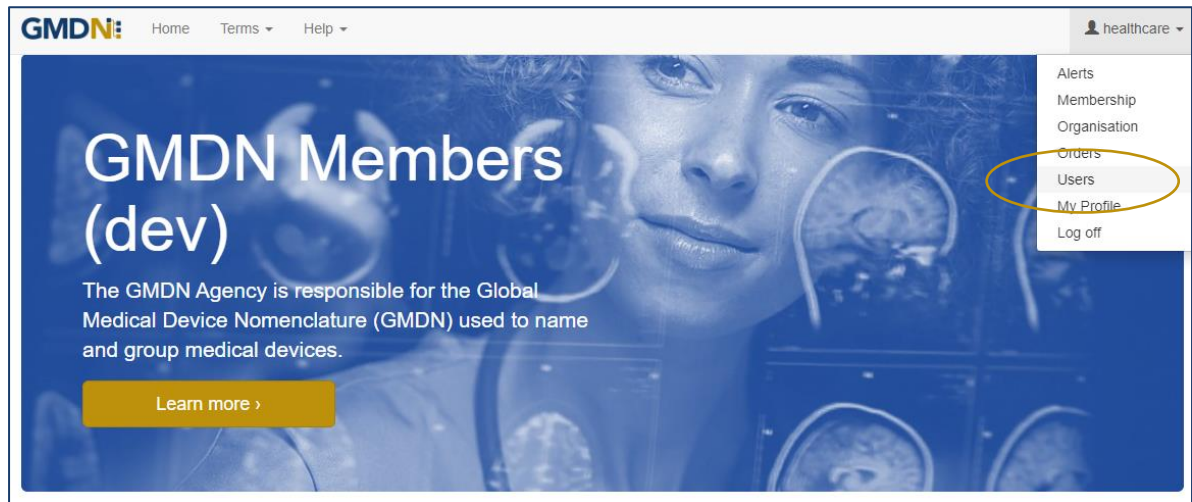
1. GMDN Website – Account Management – Step-by-Step Guide

This is a Step-by-Step Guide for account management by adding and modifying user settings on the GMDN website.

The user of the GMDN website with the appropriate account permission can add, modify, and delete user profiles associated with their membership account.

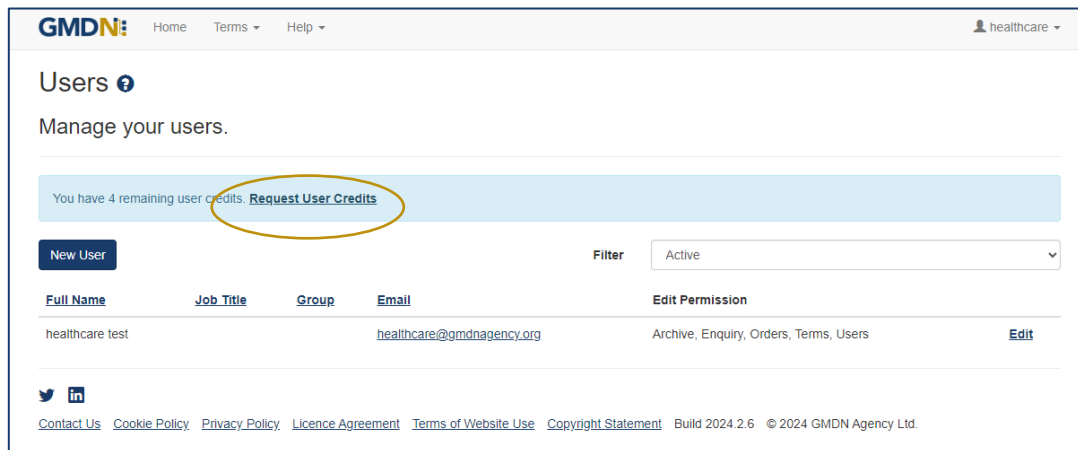
1. Login to the GMDN Database using your Username and Password.

The **Users** tab is found in the Account dropdown menu at the top right of the webpage (with the person icon).



2. By clicking on **Users** the list of existing users will be listed for your account.

Note: new accounts will only list the details of the user that registered the account.



3. The list can be sorted by username, Email address, Group or Job Title. The **Job Title** and **Group** fields are user defined and maybe useful to help organise and sort your users.

4. Each account when first activated, is provided with a certain number of user credits which are used to add more users. If you require more, they can be requested using the [Request User Credits](#) button.

5. The permissions can be added or removed according to your preference.

Permission	Description
User	Can add, modify and delete users on their account
Orders	Can order and pay for membership
Terms	Can search for and reveal GMDN Codes
Enquiry	Can send a new product enquiry
Archive	Can add a Term to the Term Archive folder
Default (none of the above)	Can search the database, but cannot reveal GMDN Codes

The membership applicant will have all permissions enabled and will thereafter be able to add new users and set permissions for them.

6. To add a new user select [New User](#).

GMDN: Home Terms ▾ Help ▾

Users ⓘ

Manage your users.

You have 3 remaining user credits. [Request User Credits](#)

[New User](#)

<u>Full Name</u>	<u>Job Title</u>	<u>Group</u>
Mr. Donald Duck	Account manager	
Miss. Elsa Cold	Product researcher	
manufacturer test		

7. Fill in the user details and select the **Save** button.

Only the First Name, Last Name and Email Address are mandatory fields.

Remember to select the **Edit Permissions** options to give the user the access they need.

GMDN: Home Terms Help healthcare

Users

Modify the user details.

Prefix

First Name

Middle Name

Last Name

Job Title

Group

User Name

Email

Phone

Edit Permission

Grant user Edit permission to tasks. All users have Read permission by default.

Term Changes

Account Summary

GMDN Focus

Save Confirm Email Archive

8. When the **Save** button is pressed the user will be added to your list.

An email will be sent to the new user to inform them of their username and initial password. We recommend the password is changed when the new user accesses the GMDN website for the first time.

Dear Test Three,

Your GMDN user account has been created with the following details.

Username: test3@gmdnagency.org
Password: gLCMhZiK

You can now access your GMDN account at www.gmdnagency.org

Regards
GMDN Agency

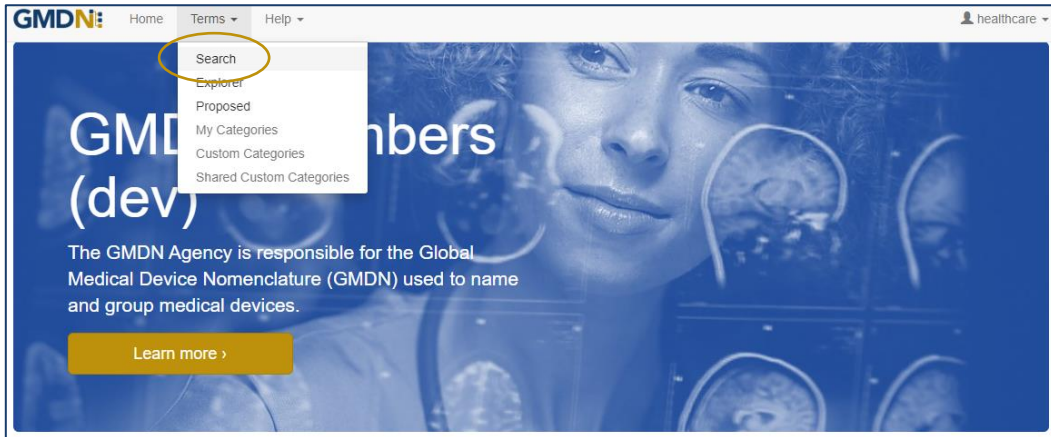
This is an automated message sent by GMDN Agency, please do not reply.

2. GMDN Website – Search – Step-by-Step Guide

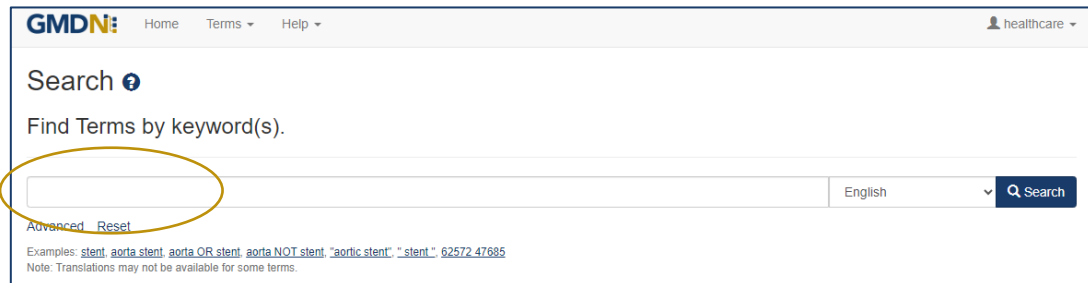
This is a Step-by-Step Guide for searching for GMDN Codes using the GMDN website.

The GMDN Search uses a 'browser like' search algorithm to find GMDN Terms using key words.

1. Logon to the GMDN Database using your Username and Password.
2. Click on *Search* on the *Terms* dropdown menu.



3. In the box, type in the keyword(s) for the medical device you are looking for.



Formatting the search text can help narrow down the search. For example:

cardiac OR catheter creates an 'either of the words' filter and will produce over 1,170 results.

cardiac catheter is an 'all of the words' filter and will produce over 110 results.

"cardiac catheter" uses "the exact phrase" filter and will produce about 20 results.

cardiac NOT valve will remove the word 'valve' from the 'cardiac catheter' results.

GMDN Code (Example 12345) will return the relevant GMDN Term.

4. The **Advanced** tab provides additional filters to narrow the search by Term Modification Date.

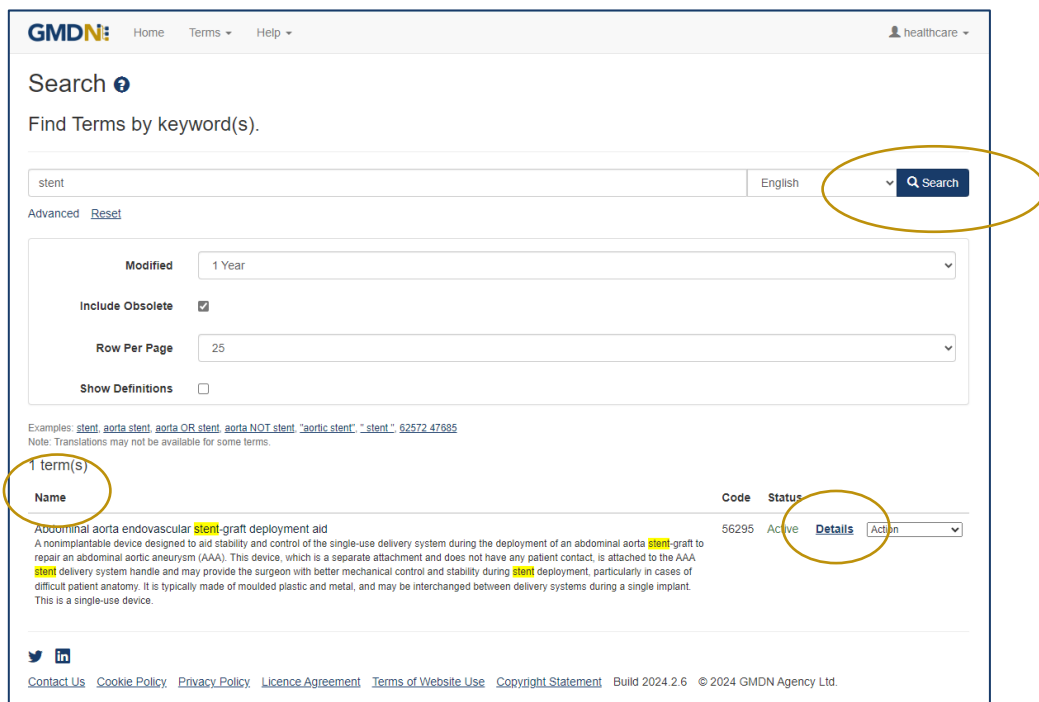
Specific searches can include 'obsolete' GMDN Terms.

In the example below, the Advance search criteria is looking for all Terms that contain the word 'stent' that have been modified in the 'last year' that will also include 'obsolete' Terms.



5. Click on the **Search** button or press Return and the results are displayed in a list form.

The Term Definition is revealed by clicking on the Term Name.



The results are prioritised according to if the search text is found in the Term Name or Term Definition. The list is presented in Term Name alphabetical order with the priority being when the search text is in the Terms Name and next if the search text is only found in the Term Definition. The search text is highlighted.

By clicking the Term *Details* link, you can see more information belonging to that Term, including a translation of the text, if available.

Term Details

Name Abdominal aorta endovascular stent-graft deployment aid

Definition A nonimplantable device designed to aid stability and control of the single-use delivery system during the deployment of an abdominal aorta stent-graft to repair an abdominal aortic aneurysm (AAA). This device, which is a separate attachment and does not have any patient contact, is attached to the AAA stent delivery system handle and may provide the surgeon with better mechanical control and stability during stent deployment, particularly in cases of difficult patient anatomy. It is typically made of moulded plastic and metal, and may be interchanged between delivery systems during a single implant. This is a single-use device.

Code 56295

Status Active

Created Date 20 Apr 2010

Modified Date 27 Jul 2023

[Add to Custom Category](#)

Translations

Language - Select -

Categories

Please use shortcuts to find related Terms

[Anatomical Speciality](#) / [Cardiovascular devices](#) / [Cardiovascular prosthetic implants and associated devices](#)

[Anatomical Speciality](#) / [Cardiovascular devices](#) / [Vascular grafts and associated devices](#)

[Device Function](#) / [Surgical/invasive procedure instrumentation](#) / [Device/Material manipulating instruments \(surgical/dental\)](#)

[Featured Attributes](#) / [Surgical](#)

[Names Index](#) / [Cardiovascular prosthetic implants and associated devices](#)

[Names Index](#) / [Grafts and associated devices](#)

[Names Index](#) / [Stents and associated devices](#)

[Power](#) / [Non-active](#)

[Use Frequency](#) / [Single use](#)

One of the advance features of the *Term Details* view is the use of *Categories*. This uses the new *GMDN Explorer* to view all the Terms that are related by linking it to other GMDN Terms with similar characteristics. More information can be found in the 'Explorer Step-By-Step Guide'.

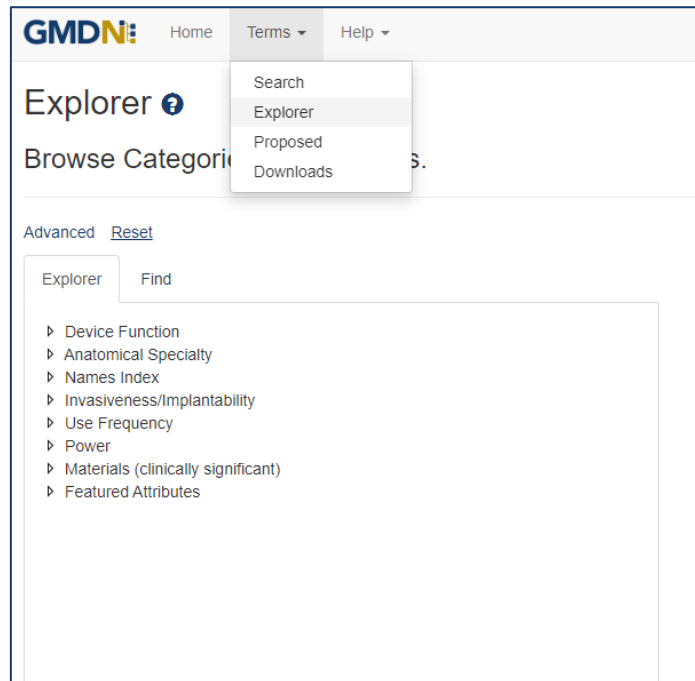
6. The 5-digit GMDN Code is also visible.

3. GMDN Website – Explorer – Step-by-Step Guide (unlimited users)

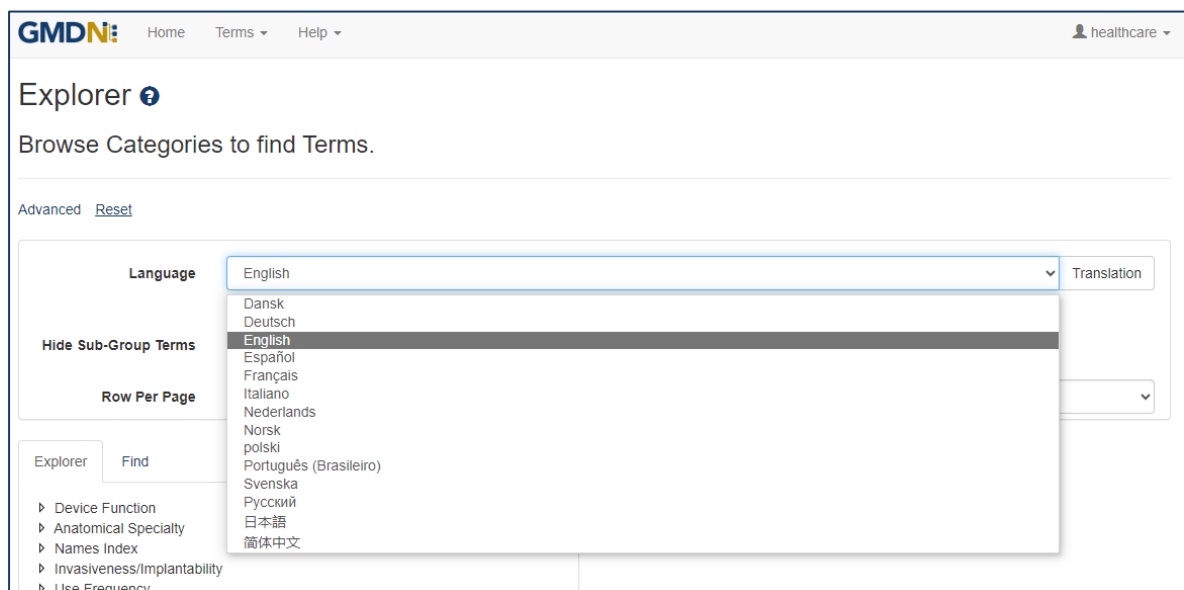
This is a Step-by-Step Guide for searching for GMDN Codes using the Explorer (Advanced Search) function on the GMDN website.

The Explorer uses the structured hierarchy of the GMDN Categories to find GMDN Terms by a higher level group of devices or 'Top Down' search.

1. Logon to the GMDN Database using your Username and Password.
2. Click on *Explorer* on the drop down *Terms* menu.

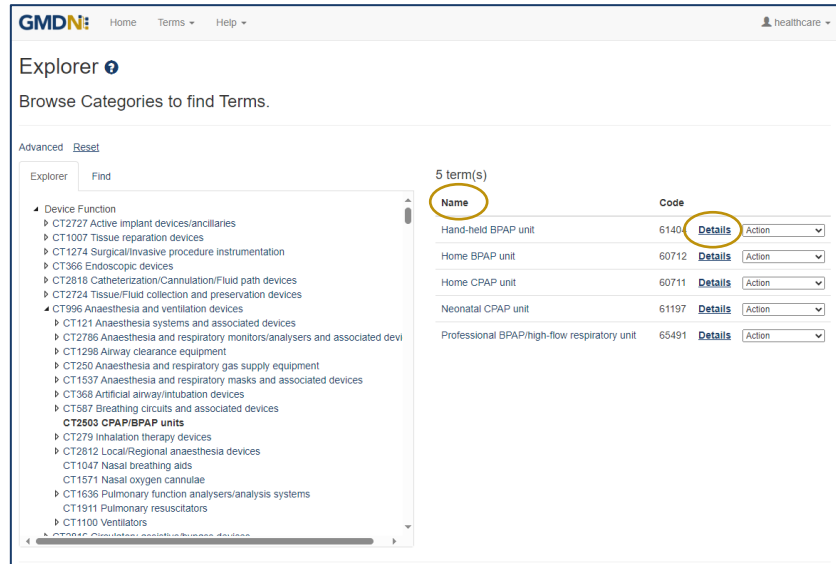


3. The choice of language can be selected using the *Advanced* tab, but the translation button will need to be used to update the hierarchy tables of groups.

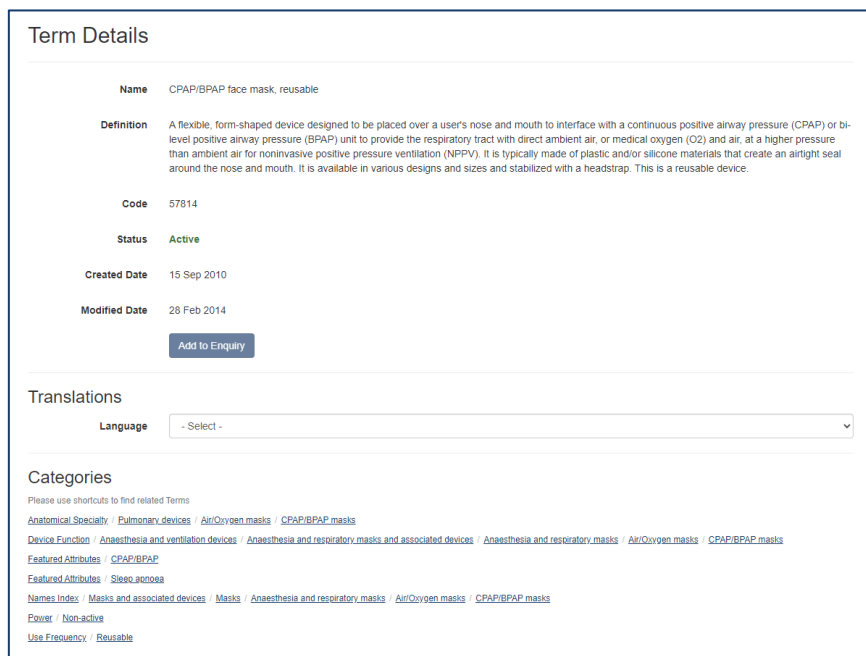


For unlimited users the Explorer displays the full set of eight Category groups. For example, those related to the device function (for example – Anaesthesia or Cardiology) those related to Anatomical Speciality (for example – Cardiovascular or Neurological) as well as a Names Index, Implantability, Power, Use Frequency, Materials and Featured Attributes.

The structure of the hierarchy is revealed by clicking on the arrows.



4. The list of GMDN Terms in each Explorer group is revealed by clicking on it. The Term Definition is revealed by clicking on the Term Name. By clicking on the *Details* link, you can see more information belonging to that Term, including a translation of the text, if available.



One of the advance features of the *Term Details* view is the use of *Categories*. This uses the new GMDN Explorer to view all the Terms that are related by linking it to other GMDN Terms with similar characteristics.

4. GMDN Website - Enquiry – Step-by-Step Guide

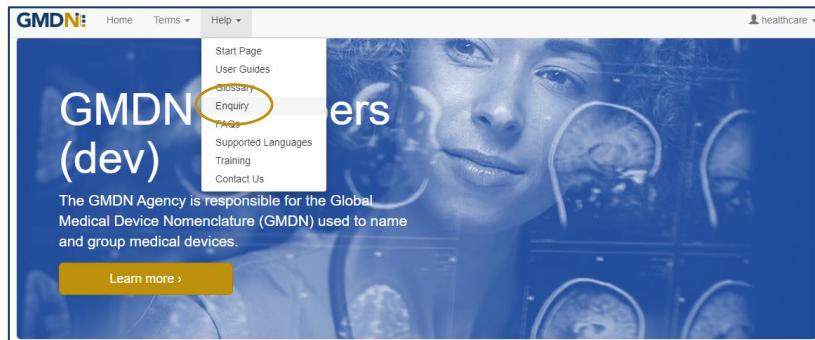
This is a Step-by-Step Guide for submitting an Enquiry for new or modified GMDN Codes using the GMDN website.

If after using the GMDN Search or Explorer tools a user cannot find a relevant GMDN Term for their product, they are invited to submit an *Enquiry*. The Enquiry process is the only method of seeking assistance from the GMDN Agency in identifying GMDN Terms. The outcome of an *Enquiry* will be one of the following:

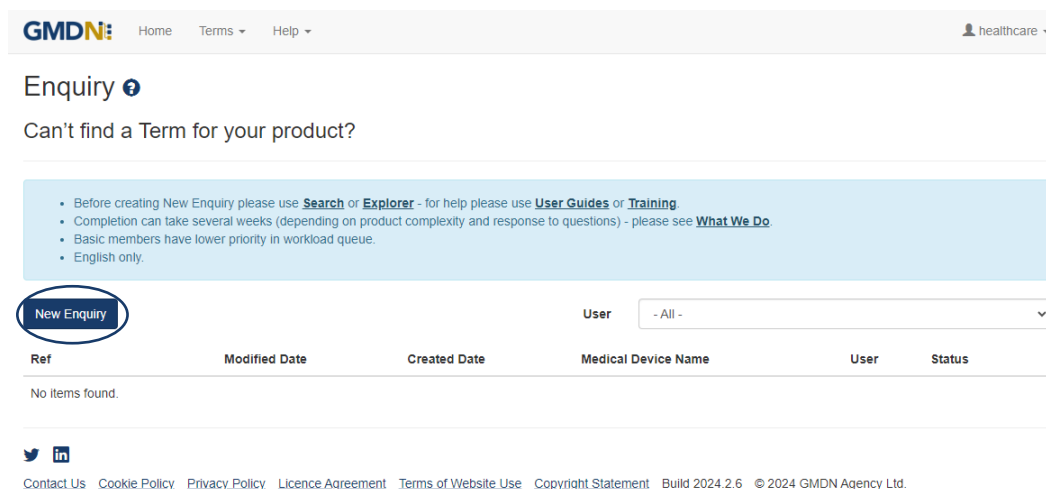
- a. The GMDN Agency identifies an existing GMDN Term.
- b. An existing GMDN Term is modified to include the new product's characteristics.
- c. A new GMDN Term is created.

1. Logon to the GMDN Database using your Username and Password.

2. Click on *Enquiry* on the dropdown list in the *Help* menu.



3. The *Enquiry* screen displays all the previous enquiries submitted from the same account. A filter is available to list all enquires by a specific user applicant. This page is also used to monitor progress on all outstanding enquiries.



4. Click on *New Enquiry* to start filling in product details.

All information provided to the GMDN Agency is confidential to us and is subject to current Data Protection Law. For more information, please see our [Privacy Policy](#), found in the footer of all webpages.

Enquiry

Step 1

Product details.

Your Email [My Profile](#)

Brand/Trade/Proprietary Name or Common Name

Catalogue / Reference (REF)

Files No file chosen
Please upload documentation (e.g. IFU, brochure) which includes an image. Supports images, Adobe Acrobat, Microsoft Word.

Uri

Why do you require a GMDN term i.e. which Regulator or other body is asking you to provide a GMDN term?

Step 2

General medical device

In Vitro Diagnostic (IVD)

Software

Please choose your enquiry type to proceed to the next step.

The **Medical Device Name**, **Manufacturer**, **Model** and **Reason** are mandatory data fields. This information is used by us to help identify the device but is not necessarily used in the final GMDN Term Name or Definition.

Please also attach a File which contains the product information by using the **Choose File** button. For example, an 'Instruction for Use' (IFU) or product brochure. This is also a mandatory field.

You can also provide a **Catalogue/Reference (REF)** and a relevant URL if applicable; this is not a mandatory field however it may increase the speed of the Enquiry process.

5. At the bottom of the page, Step 2 asks what type of device the enquiry relates to. This is used to determine the next set of questions we ask about the product. There are three options. Select the relevant option and click next.

- a. **General medical device** – where the primary product is a general medical device.
- b. **In Vitro Diagnostic (IVD)** – where an IVD is the primary product.
- c. **Software** – where software is the primary product

- a. **General medical device** is for products that are to be used as a medical device only and will ask questions related to that specific technology. Once you have completed the form click next.

- b. **In Vitro Diagnostic (IVD)** will ask questions only related to IVDs. Once you have completed the form click next.

- c. **Software** is for software-based products only and will ask questions related to that specific technology. Once you have completed the form click next.

6. The *Summary* page is used to provide a final check on the product details prior to submission. Review the summary and when happy with it press submit.

Enquiry

Step 1 Step 2 Step 3

Summary.

Medical Device Name	Syringe
Manufacturer	Syringe Co
Model	long
Catalogue / Reference (REF)	
Files	Obsolescence template - PW v1.docx
Uri	
Reason	adsdfc

Enquiry Type	Software
Used For	Monitoring blood pressure
Functionality	Os-Based
Technology	App for smartphone
Platform	Dedicated hardware
Features	Captures patient demographics/clinical data
Additional	

7. Following submission, the GMDN Term is assessed by the GMDN Agency and allocated to a subject expert to review. The expert will contact you for more information if needed using a notification email. An example email is given below. The message contains a link to your *Enquiry*.

Dear XXXXXXXX

The GMDN Term Development Team has posted a message regarding your enquiry. This may be asking for more information or another comment regarding your enquiry. The Term development process cannot continue until the necessary information is received.

Enquiry - [EQ160001](#)

Regards
GMDN Agency

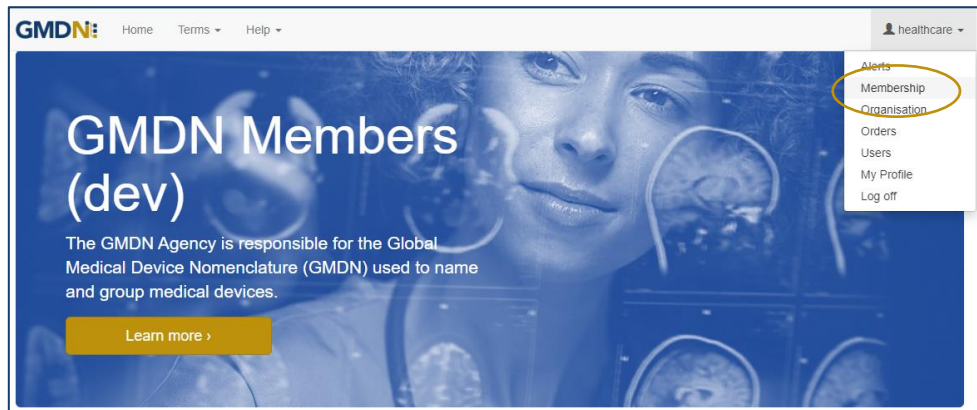
Any change to the status of an *Enquiry* will also be made to the *Alerts* page and is found in the Account dropdown menu at the top right of the webpage (with the person icon). There will always be an opportunity to discuss the outcome of the Enquiry with the GMDN expert.

8. Following the satisfactory completion of the Enquiry, it will be closed. The history will still be available for future reference in the *Enquiry* page.

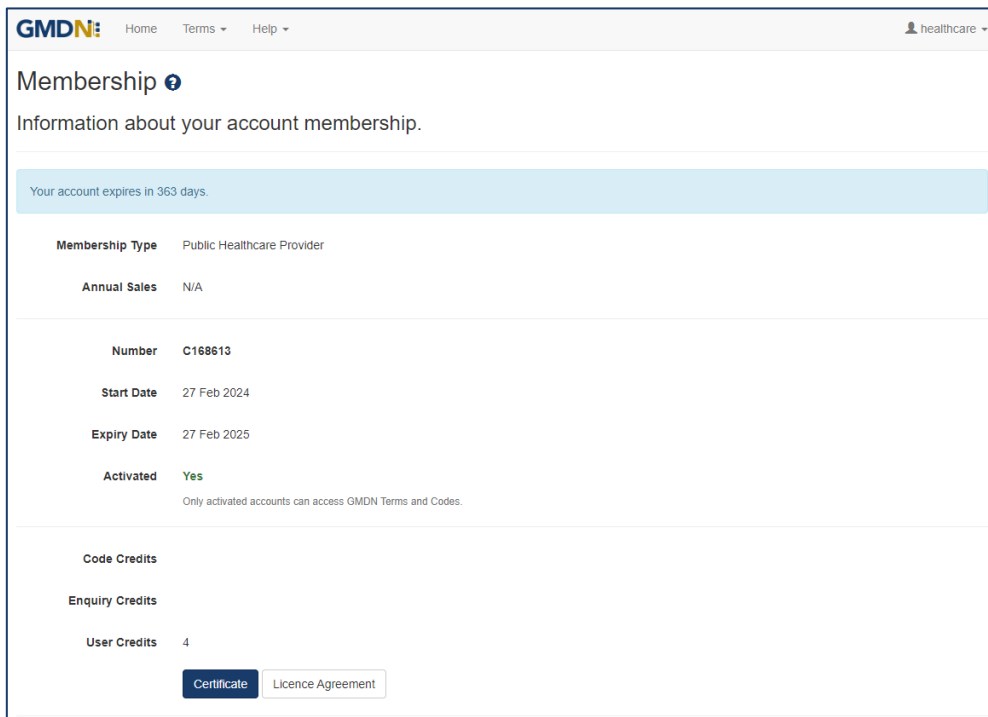
5. GMDN Agency – Membership Renewal Process (free membership access)

Guide for membership Renewal for existing GMDN Members, showing screen shots and system email messages.

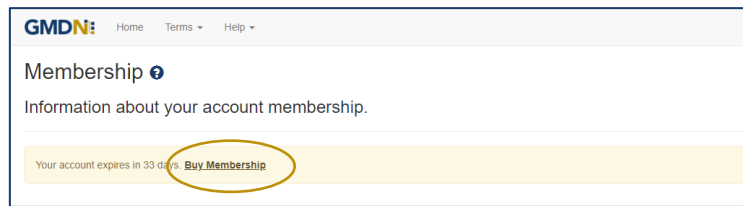
1. The Membership status is always available to view in the *Membership* tab and is found in the Account dropdown menu at the top right of the webpage (with the person icon).



2. If you click on the *Membership* link, it will take you to your *Membership* page.



3. Membership can be renewed up to 6 months before it is due to expire and when available will be visible as a *Buy Membership* link on your *Membership* page.



4. When the user clicks the *Buy Membership* button, the *Membership Renewal* screen will be displayed.

For membership with £0.00 value there are no payment options applicable. Click *Next*.

5. Next **Terms & Conditions** need to be accepted. Then click the blue **Finish** button.

Membership

Terms & Conditions

1. LICENCE AGREEMENT

1.1. Access to the GMDN Database by you (the 'Licensee') is controlled by an electronic permit activated by entering a user ID and password. The user IDs and passwords are supplied by The GMDN Agency on a subscription basis. To be issued with such a user ID and password the Licensee must complete the Registration Form and submit it as directed.

1.2. By submitting the registration details in the Registration Form and by paying the relevant Licence Fee for accessing the GMDN Database, the Licensee agrees to be bound by the Terms and Conditions of this licence agreement and the relevant Schedule applicable to the type of licence as set out below. The person submitting the Registration Form is warranting that the information submitted is true and accurate and that they are duly authorised on behalf of the Licensee to enter into the licence agreement. In exchange, The GMDN Agency will grant the Licensee a licence to access the GMDN Database and use the codes accessible from it on the following Terms and Conditions and relevant Schedule.

2. TERMS AND CONDITIONS

2.1. Definitions

2.1.1. In these Terms and Conditions, the terms defined in the Schedule shall have the meanings set out in the Schedule and the following terms shall have the following meanings, unless the context requires otherwise.

I Accept These Terms & Conditions

Prev Finish

6. A message will then be displayed stating the membership request is pending approval.

This will be evaluated by our Customer Services team and once approved a confirmation message will be sent to you.

Pending

Your request is pending approval.

Where do you want to go?

- Go to [Home](#) page
- Choose from menu

7. For reference the order history on your account renewals can be seen in the **Orders** folder and is found in the Account dropdown menu at the top right of the webpage (with the person icon).

GMDN: Home Terms Help healthcare

Alerts
Membership
Organisation
Orders
Users
My Profile
Log off

GMDN Members (dev)

The GMDN Agency is responsible for the Global Medical Device Nomenclature (GMDN) used to name and group medical devices.

Learn more >

8. The GMDN website will now be fully functioning to search for GMDN Terms and Codes.

6. Stay in touch with the GMDN Agency

We have an 'opt-in' newsletter, which you can subscribe to, to stay ahead with news about the Agency and any key developments regarding the GMDN data set.

To opt-in to these options please tick the relevant box in *My Profile* as below. *My Profile* can be found in the Account dropdown menu at the top right of the webpage (with the person icon).

My Profile
Modify your personal details.

Prefix: - Select -

First Name: healthcare

Middle Name:

Last Name: test

Job Title:

Group:

User Name: healthcare@gmdnagency.org

Email: healthcare@gmdnagency.org
Confirmed

Phone:

How we communicate with you

Term Changes
Real-time email notifications about your purchased terms. See also [Alerts](#)

Term Changes for My Categories
Real-time email notifications about Terms in your 'My Categories'.

Account Summary
Periodic email notifications about your account and purchased terms. See also [Alerts](#)

GMDN Focus
Periodic email newsletter containing news and marketing material.

Save Confirm Email Change Password

Contact Us Cookie Policy Privacy Policy Licence Agreement Terms of Website Use Copyright Statement Build 2024.2.6 © 2024 GMDN Agency Ltd.

From time to time, we may request your input when reviewing our GMDN Terms. This is an important part of maintaining the Terminology to ensure that it always represents devices on the market as accurately as possible. We also understand that this requires time on your part, and we are very appreciative of the responses and any additional information that you provide.

The GMDN is also on social media platforms such as [LinkedIn](#), where we share news and other interesting articles from within the MedTech industry.

If you have any questions, please contact us at this [link](#).